

## Planned Unit Developments (PUDS)

### Currently on the Market January 30, 2009

Complex Name	Listings	Low	Median	High
Country Club Villas	5	\$1,070,000	\$1,140,000	\$1,245,000
Deer Creek	2	\$1,159,000	\$1,149,000	\$1,169,000
Cedar Crest	1	\$569,000	\$569,000	\$569,000
The Glen	1	\$2,450,000	\$2,450,000	\$2,450,000
Glen Rock	4	\$380,000	\$484,500	\$549,000
Incline Crest	3	\$339,000	\$359,000	\$375,000
Incline Creek	6	\$1,050,000	\$1,367,500	\$1,595,000
Incline Crest 3	1	\$329,000	\$329,000	\$329,000
Incline Pines	2	\$588,000	\$593,500	\$599,000
Lake Country	1	\$1,495,000	\$1,495,000	\$1,495,000
Mount Clair Villas	2	\$415,000	\$417,000	\$419,000
Mt. Rose Chalet	3	\$349,000	\$380,000	\$398,000
No Name	1	\$1,295,000	\$1,295,000	\$1,295,000
Other	4	\$1,150,000	\$1,195,000	\$1,195,000
Red Cedar	3	\$1,325,000	\$1,350,000	\$1,449,000
Ski Way	14	\$425,000	\$649,000	\$1,550,000
<b>Total</b>	<b>53</b>	<b>\$329,000</b>	<b>\$939,900</b>	<b>\$2,450,000</b>

#### PUD Active By Price

<u>Price Range</u>	<u>Number</u>
\$0 - \$400,000	= 8
\$400,000 - \$500,000	= 6
\$500,000 - \$600,000	= 9
\$600,000 - \$800,000	= 3
\$800,000 - \$1,000,000	= 2
\$1,000,000 - \$1,500,000	= 22
\$1,500,000 +	= 3

Planned Unit Developments (PUDS)

Currently Under Contract January 30, 2009

Complex Name	Listings	Low	Median	High
873 Northwood Blvd	1	\$1,195,000	\$1,195,000	\$1,195,000
Tahoe Palisades	1	\$450,500	\$450,500	\$450,500
<b>Total</b>	<b>2</b>	<b>\$450,500</b>	<b>\$822,750</b>	<b>\$1,195,000</b>

PUD Under Contract By Price

<u>Price Range</u>	<u>Number</u>
\$0 - \$400,000	= 0
\$400,000 - \$500,000	= 1
\$500,000 - \$600,000	= 0
\$600,000 - \$800,000	= 0
\$800,000 - \$1,000,000	= 0
\$1,000,000 - \$1,500,000	= 1
\$1,500,000 +	= 0

## Planned Unit Developments

Sold - 01/01/2009 - 1/30/2009

Complex	Sales	Low	Median	High	DOM
Incline Crest 3	1	\$312,500	\$312,500	\$312,500	108
<b>Total</b>	<b>1</b>	<b>\$312,500</b>	<b>\$312,500</b>	<b>\$312,500</b>	<b>108</b>


### PUD's Sold by Price

\$0-\$400,000	1
\$400,000-\$800,000	0
\$800,000-\$1,200,000	0
\$1,200,000-\$2,000,000	0
\$2,000,000-\$3,000,000 +	0

## Quarterly Sales 2006-2009 Planned Unit Development (PUD)

### 2009 Total Sales 1

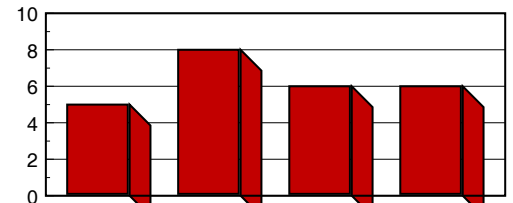
Median List Price \$337,000  
Median Sold Price \$312,500



Quarters	Jan. 30	April-June	Jul-Sept	Oct-Dec
Number of Sales	1	0	0	0

### 2008 Total Sales 25

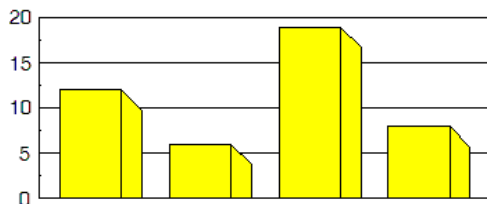
Median List Price \$1,170,000  
Median Sold Price \$1,070,000



Quarters	Jan-Mar	April-June	Jul-Sept	Oct-Dec
Number of Sales	5	8	6	6

### 2007 Total Sales - 45

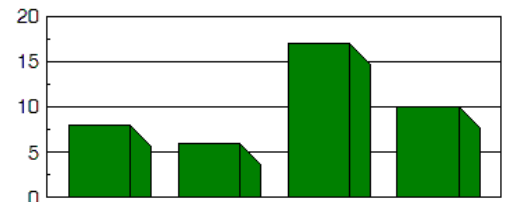
Median List Price \$999,000  
Median Sold Price \$965,000



Quarters	Jan-Mar	April-June	Jul-Sept	Oct-Dec
Number of Sales	12	6	19	8

### 2006 Total Sales - 41

Median List Price \$795,000  
Median Sold Price \$747,500



Quarters	Jan-Mar	April-June	Jul-Sept	Oct-Dec
Number of Sales	8	6	17	10