

All Subdivisions - Lot and Land

Sold - 01/01/2009 -12/31/2009

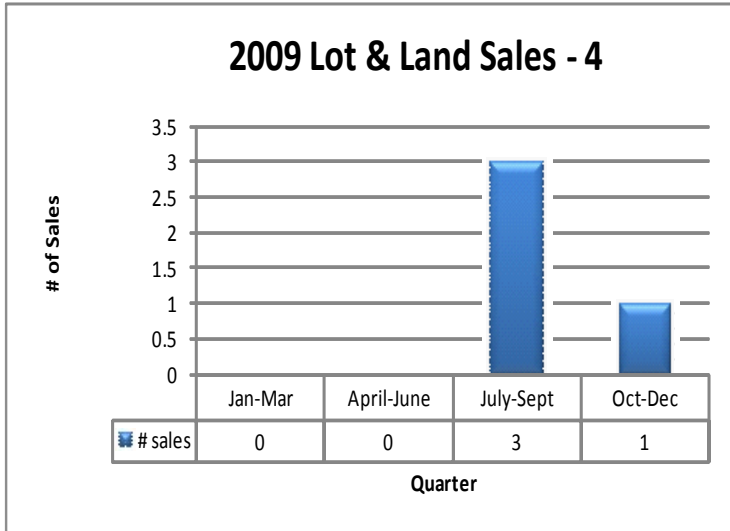
Subdivision	Sales	Low Price	Median Price	High Price	DOM
Incline LF	1	\$8,985,000	\$8,985,000	\$8,985,000	0
Millcreek	1	\$472,000	\$472,000	\$472,000	63
Eastern Slope	0	\$0	\$0	\$0	0
Mtn. GC	0	\$0	\$0	\$0	0
Champ GC	0	\$0	\$0	\$0	0
Apollo	0	\$0	\$0	\$0	0
Woods	0	\$0	\$0	\$0	0
Lakeview	0	\$0	\$0	\$0	0
Ponderosa	0	\$0	\$0	\$0	0
Lower Tyner	0	\$0	\$0	\$0	0
Central	0	\$0	\$0	\$0	0
Upper Tyner	0	\$0	\$0	\$0	0
Jennifer	0	\$0	\$0	\$0	0
Ski Way	0	\$0	\$0	\$0	0
Crystal Bay	2	\$265,000	\$352,500	\$440,000	255
Crystal Bay LF	0	\$0	\$0	\$0	0
Total	4	\$265,000	\$456,000	\$8,985,000	191

DOM = Days on Market

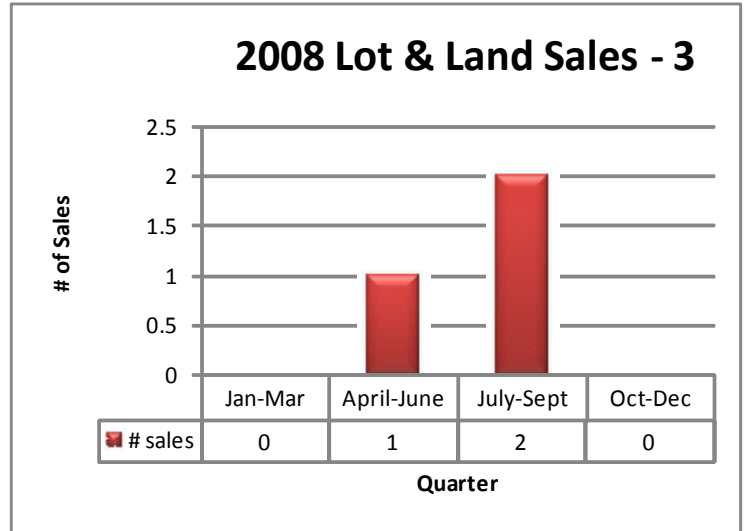
Residential Sales By Price

Price Range	Homes
\$0 - \$1,000,000	= 3
\$1,000,000 - \$2,000,000	= 0
\$2,000,000- \$3,000,000	= 0
\$3,000,000 - \$4,000,000	= 0
\$4,000,000 - \$5,000,000	= 0
\$5,000,000 +	= 1

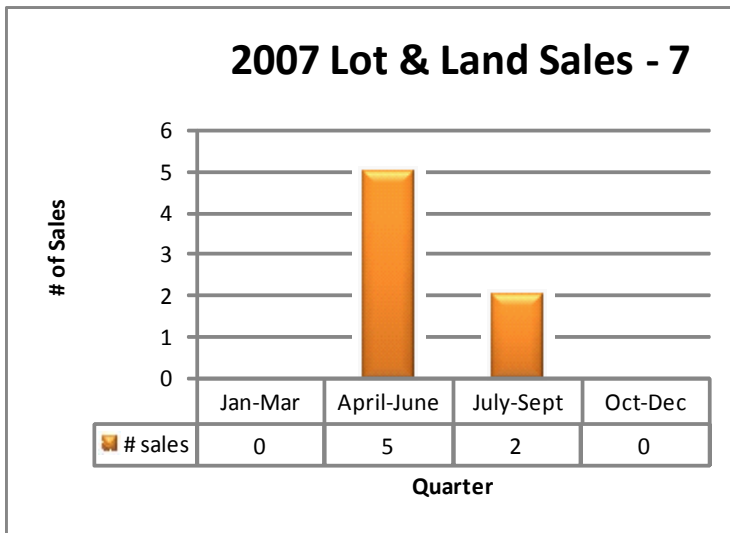
Quarterly Sales 2006-2009 Lots & Land



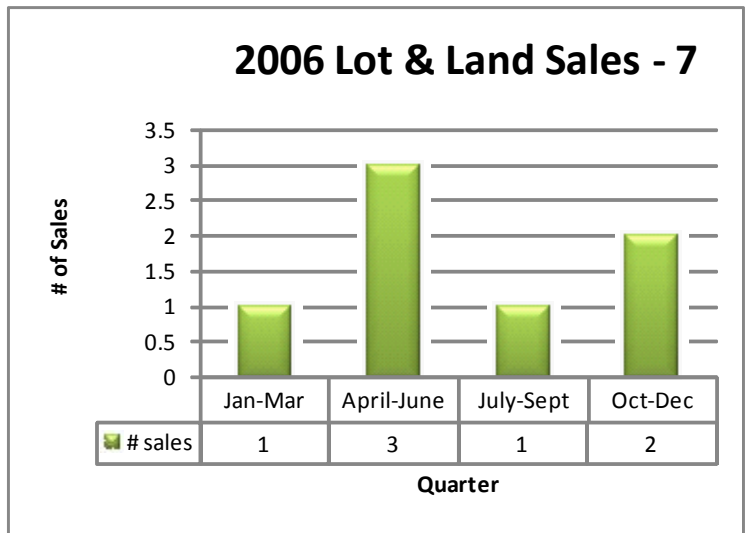
2009 Median List Price = \$547,000
2009 Median Sold Price = \$456,000



2008 Median List Price = \$650,000
2008 Median Sold Price = \$652,000



2007 Median List Price = \$442,500
2007 Median Sold Price = \$415,000



2006 Median List Price = \$150,000
2006 Median Sold Price = \$137,500