

All Subdivisions - Single Family Residence
Currently on the Market March 11, 2010


Subdivision	Listings	Low	Median	High
Incline Lakefront	14	\$3,495,000	\$6,175,000	\$34,000,000
Millcreek	12	\$675,000	\$1,074,500	\$5,495,000
Eastern Slope	16	\$499,860	\$2,200,000	\$7,395,000
Mtn. Golf Course	6	\$939,000	\$1,241,000	\$6,850,000
Championship GC	19	\$429,900	\$1,625,000	\$3,895,000
Apollo	3	\$1,145,000	\$1,299,000	\$1,875,000
Woods	8	\$589,000	\$815,000	\$899,000
Lakeview	16	\$875,000	\$2,135,000	\$4,690,000
Ponderosa	16	\$495,000	\$1,648,500	\$9,200,000
Lower Tyner	11	\$499,000	\$929,000	\$2,999,000
Central	0	\$0	\$0	\$0
Upper Tyner	11	\$539,000	\$1,275,000	\$3,675,000
Jennifer	11	\$399,000	\$750,000	\$2,200,000
Crystal Bay	10	\$599,000	\$1,225,000	\$3,000,000
Ski Way	0	\$0	\$0	\$0
Crystal Bay LF	5	\$3,995,000	\$9,750,000	\$18,000,000
Total	158	\$399,000	\$1,565,000	\$34,000,000

Active Residentials By Price

Price Range	Homes
\$0 - \$600,000	= 15
\$600,000 - \$800,000	= 15
\$800,000 - \$1,000,000	= 23
\$1,000,000 - \$1,200,000	= 10
\$1,200,000 - \$1,400,000	= 15
\$1,400,000 - \$1,800,000	= 13
\$1,800,000 - \$2,000,000	= 7

Active Residentials By Price

Price Range	Homes
\$2,000,000 - \$2,500,000	= 11
\$2,500,000 - \$3,000,000	= 12
\$3,000,000 - \$4,000,000	= 16
\$4,000,000 - \$5,000,000	= 4
\$5,000,000 - \$8,000,000	= 7
\$8,000,000 +	= 10



847 Jeffrey Street
\$750,000



585 Lakeshore Blvd.
\$10,000,000



986 Dorcey Drive
\$900,000

All Subdivisions - Single Family Residence
Currently Under Contract March 11, 2010

Subdivision	Listings	Low	Median	High
Incline Lakefront	1	\$12,000,000	\$12,000,000	\$12,000,000
Millcreek	2	\$699,000	\$1,547,000	\$2,395,000
Eastern Slope	3	\$750,000	\$2,995,000	\$4,500,000
Mtn. Golf Course	0	\$0	\$0	\$0
Championship GC	1	\$1,000,000	\$1,000,000	\$1,000,000
Apollo	0	\$0	\$0	\$0
Woods	2	\$399,000	\$549,450	\$699,900
Lakeview	0	\$0	\$0	\$0
Ponderosa	1	\$599,000	\$599,000	\$599,000
Lower Tyner	2	\$649,000	\$689,000	\$729,000
Central	0	\$0	\$0	\$0
Upper Tyner	1	\$510,000	\$510,000	\$510,000
Jennifer	3	\$375,000	\$394,000	\$410,000
Ski Way	1	\$399,000	\$399,000	\$399,000
Crystal Bay	1	\$595,000	\$595,000	\$595,000
Crystal Bay LF	0	\$0	\$0	\$0
Total	18	\$375,000	\$674,000	\$12,000,000

Under Contract Residentials By Price

Price Range Homes

\$0 - \$1,000,000	= 14
\$1,000,000 - \$2,000,000	= 0
\$2,000,000- \$3,000,000	= 2
\$3,000,000 - \$4,000,000	= 0
\$4,000,000 - \$5,000,000	= 1
\$5,000,000 +	= 1



1081 Tiller Drive
\$2,395,000- List



361 Country Club
\$1,000,000 - List

All Subdivisions - Single Family residence

Sold - 1/1/2010 - 3/11/2010

Subdivision	Listings	Low	Median	High	DOM
Incline Lakefront	0	\$0	\$0	\$0	0
Millcreek	1	\$1,300,000	\$1,300,000	\$1,300,000	185
Eastern Slope	1	\$775,000	\$775,000	\$775,000	494
Mtn. Golf Course	1	\$775,000	\$775,000	\$775,000	81
Championship GC	4	\$410,000	\$1,325,000	\$1,861,000	170
Apollo	0	\$0	\$0	\$0	0
Woods	0	\$0	\$0	\$0	0
Lakeview	2	\$1,275,000	\$2,012,500	\$2,750,000	271
Ponderosa	2	\$612,500	\$2,181,250	\$3,750,000	564
Lower Tyner	3	\$653,000	\$1,075,000	\$2,000,000	207
Central	0	\$0	\$0	\$0	0
Upper Tyner	1	\$500,000	\$500,000	\$500,000	281
Jennifer	2	\$615,000	\$695,000	\$775,000	212
Ski Way	0	\$0	\$0	\$0	0
Crystal Bay	0	\$0	\$0	\$0	0
Crystal Bay LF	0	\$0	\$0	\$0	0
Total	17	\$410,000	\$1,075,000	\$3,750,000	261

DOM = Days on Market

Residential Sales By Price	
Price Range	Homes
\$0 - \$600,000	= 2
\$600,000 - \$800,000	= 6
\$800,000 - \$1,000,000	= 0
\$1,000,000 - \$1,200,000	= 1
\$1,200,000 - \$1,400,000	= 4
\$1,400,000 - \$1,800,000	= 0

Residential Sales By Price	
Price Range	Homes
\$1,800,000 - \$2,000,000	= 2
\$2,000,000 - \$3,000,000	= 1
\$3,000,000 - \$4,000,000	= 1
\$4,000,000 - \$5,000,000	= 0
\$5,000,000 +	= 0



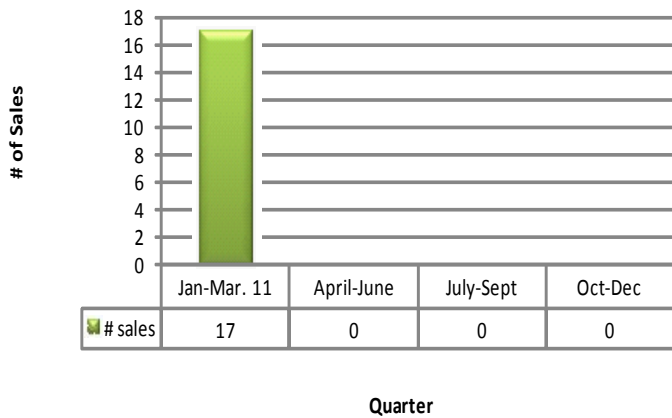
531 Silvertip Drive
\$4,700,000 - List
\$3,750,000 - Sold



936 Lakeshore Blvd.
\$3,100,000 - List
\$2,750,000 - Sold

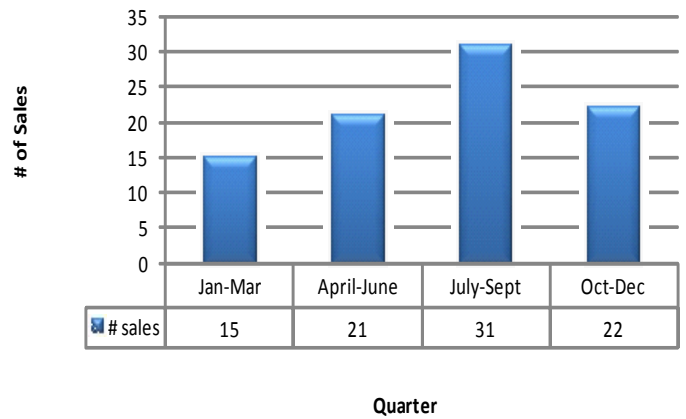
Quarterly Sales 2007-2010 Single Family Residence

2010 Residential Sales - 17



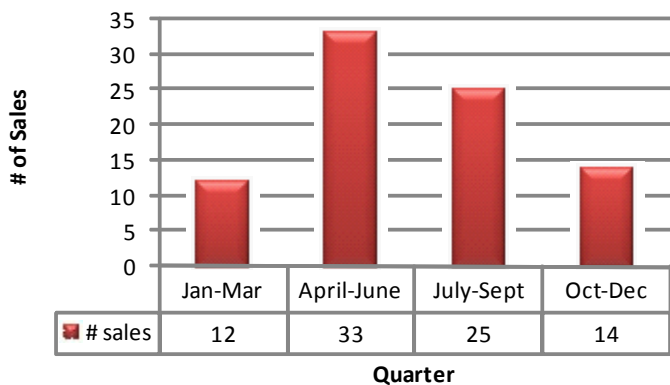
2010 Median List Price = \$1,388,000
2010 Median Sold Price = \$1,075,000

2009 Residential Sales - 89



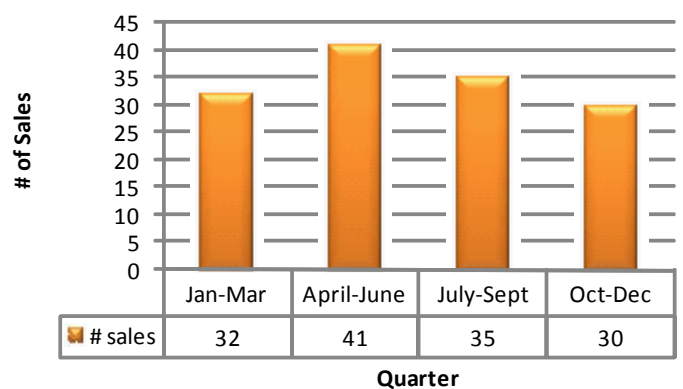
2009 Median List Price = \$1,149,000
2009 Median Sold Price = \$1,000,000

2008 Residential Sales - 84



2008 Median List Price = \$1,250,000
2008 Median Sold Price = \$1,115,360

2007 Residential Sales - 138



2007 Median List Price = \$1,295,000
2007 Median Sold Price = \$1,187,500